

The tap that does it all

100°C BOILING, COLD, CHILLED STILL
AND SPARKLING WATER - ALL FILTERED

New in
Hong Kong

Quooker®

A modern, sleek silver tap with a curved spout is dispensing water into a copper kettle. The scene is set on a white marble countertop. In the foreground, there is a brown ceramic teapot, a grey ceramic cup on a saucer, and a white digital scale with a brass cup on it. A person's hand is visible, adjusting the tap. The background shows a dark, textured wall and a wooden tray with a glass pitcher and a blue cloth.



Fusio Round chrome

What is a Quooker



A Quooker is pure convenience. It allows you to get 100°C boiling, cold, chilled still & chilled sparkling water directly from tap – all filtered.

The Quooker system consists of a boiling water-tap on the worktop linked to a small tank in the kitchen cabinet. The water in the Quooker tank is heated to a temperature of 110°C. Consequently it is well boiled. This ensures that all bacteria are removed and it reduces the calcium level which helps, for example, to bring out the taste of tea. A special active carbon filter inside the tank further purifies the water. When you turn on the tap, the water cools off a bit so that it is still truly boiling when it flows from the tap (100°C).

Alongside the boiling water-tank Quooker also developed a system for filtered chilled- and sparkling water: the Quooker CUBE. This is an extra tank that is installed next to the boiling water tank in your kitchen cabinet. The CUBE contains a Hollow Fibre and an Active Carbon filter that purify the water. A CO₂ cylinder connected to the CUBE gives you 60 litres of chilled sparkling water.

You have the choice of all in one taps with integrated mixer or Twintaps that have a separate mixer tap.

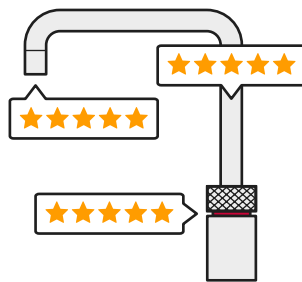
Quooker®

Why a Quooker




Dutch quality

It started in 1970 in The Netherlands with a simple yet revolutionary idea by Henri Peteri; boiling water from tap. And his invention is now an indispensable feature of the modern kitchen. Millions of Quooker users around the world enjoy the convenience of boiling and filtered water straight from the tap. And also – since the introduction of the Quooker CUBE – chilled, still and chilled sparkling water all filtered from the same tap. Quooker prides itself on being an innovation leader, proven by the many patents that protect our state of art concepts. And to ensure the highest quality all Quooker products are manufactured in our own factory in the Netherlands and come with a 2 year warranty. Our collection consists of various tap models in a variety of finishes. For every kitchen, we have a Quooker to match!




Convenience

A Quooker is pure convenience. No more waiting for the water to boil to make a cup of the tea or noodles, blanch vegetables, poach fish, steam dumplings, sterilize baby bottles and much more. Cleaning your pans becomes super easy and by adding the CUBE you have chilled still and sparkling water all from the same tap.



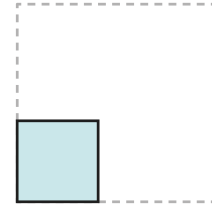
Filtered water

We understand the importance of good drinking water. Therefore the water in a Quooker is heated to 110°C to remove bacteria and is filtered through our special HiTAC® Active Carbon filter. Next to that you can add a NSF approved Active Carbon filter to get filtered room temperature drinking water. The CUBE, which dispenses chilled still and sparkling water, is equipped with a Hollow Fibre and an Active Carbon filter. These filters remove sediment, chlorine, bacteria, pesticides and other contamination which can negatively impact your drinking water. All this ensures that the water from a Quooker is always clean & fresh.



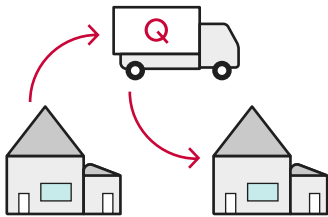
Time saving

With a Quooker you save precious time. Boiling water is instantly available. You can directly make your tea or start cooking. Because you always have good quality filtered drinking water available (even chilled still and chilled sparkling) you don't have the hassle of buying water bottles, or arranging water delivery to your home.



Space saving

A Quooker saves precious space on your worktop. The space occupied by a kettle can be freed up to slice, knead and chop. And you can finally get rid of that ugly water dispenser! The boiling water tank is compact and doesn't take much space so there's still usable space under your worktop or in your kitchen cabinet.



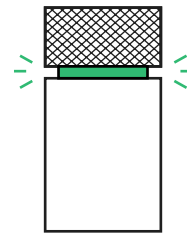
Renting your home

Even when you are renting you can have a Quooker! We will install the Quooker in your kitchen and when you decide to move, we can reinstall the original mixer tap in your old kitchen and install the Quooker in your new house.



Safest choice

'Boiling water, straight from the tap. Is that safe?' Actually the Quooker is the safest choice for every household. All Quookers are designed with a number of important safety features, including a childproof handle. The flow of water is delivered as an aerated spray, not a solid jet, preventing the risk of serious scalds or burns. And perhaps most importantly: a Quooker can't fall over, unlike a kettle or a pan.



Help the planet

By using a Quooker you cut back on single use plastic bottles that cause lots of pollution. You can be even more sustainable by adding a Quooker CUBE to eliminate the use of bottled sparkling water. The Quooker is extremely energy efficient, the standby power consumption is only 10 watts! This efficiency has resulted in Quooker having the best possible energy rating in Europe (A-rating). And last but not least we all know it's important to be economical with water. Yet, so many households unnecessarily waste water - for example if you boil twice as much water as you need. With a Quooker you always use the right amount of water and therefore avoid wastage.

Using a Quooker

cooking rice
making instant noodles
boiling potatoes
filtered water
cleaning greasy pans
preparing baby bottle
poaching fish

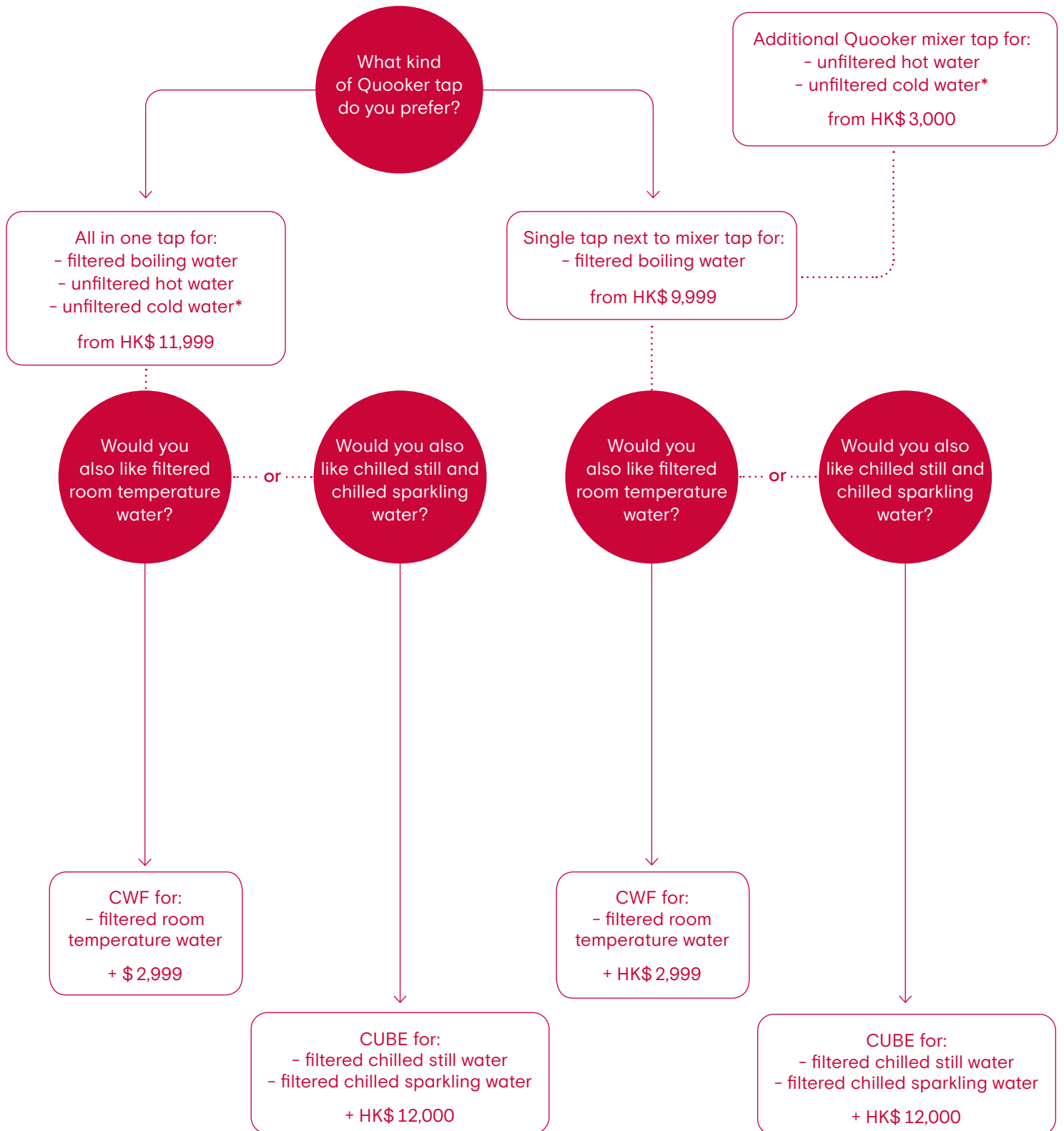
making congee
cleaning chopping boards
making broth
preparing sauce
cleaning mixer
poaching vegetables
sterilizing pacifiers

steaming dim sum
skinning tomatoes
enjoy sodawater
cleaning filter
sterilizing preserving jar
making cocktails
making soup

making tea



Choose your Quooker system



* room temperature

Choose
your tap



Fusion Square gold

All from one tap

Flex



Height: 412 mm
Reach: 225 mm
Tap hole: Ø 35 mm
Radius: 270°



chrome



stainless steel



black

Fusion Square



Height: 291 mm
Reach: 220 mm
Tap hole: Ø 35 mm
Radius: 360°

Fusion Round



Height: 336 mm
Reach: 220 mm
Tap hole: Ø 35 mm
Radius: 360°



chrome



stainless steel



black



patinated brass



gold

Classic Fusion Square



Height: 291mm
Reach: 220 mm
Tap hole: Ø 35 mm
Radius: 360°

Classic Fusion Round



Height: 366 mm
Reach: 220 mm
Tap hole: Ø 35 mm
Radius: 360°



chrome



stainless steel



patinated brass



nickel

Single tap

Nordic Square single tap



Maximum-height: 350 mm
Minimum-height: 115 mm
Reach: 160 mm
Tap hole: Ø 32 mm
Radius: 360°

Nordic Round single tap



Maximum-height: 405 mm
Minimum-height: 170 mm
Reach: 160 mm
Tap hole: Ø 32 mm
Radius: 360°



chrome



stainless steel

Quooker®

**Classic Nordic
Square single tap**



Maximum-height: 250 mm
 Minimum-height: 115 mm
 Reach: 160 mm
 Tap hole: Ø 32 mm
 Radius: 360°

**Classic Nordic
Round single tap**



Maximum-height: 405 mm
 Minimum-height: 170 mm
 Reach: 160 mm
 Tap hole: Ø 32 mm
 Radius: 360°



chrome



stainless steel



nickel

Additional mixer tap

Nordic Square Twintaps



Height: 270 mm
 Reach: 220 mm
 Tap hole: Ø 35 mm
 Radius: 360°

Maximum-height: 350 mm
 Minimum-height: 115 mm
 Reach: 160 mm
 Tap hole: Ø 32 mm
 Radius: 360°

Nordic Round Twintaps



Height: 345 mm
 Reach: 220 mm
 Tap hole: Ø 35 mm
 Radius: 360°

Maximum-height: 405 mm
 Minimum-height: 170 mm
 Reach: 160 mm
 Tap hole: Ø 32 mm
 Radius: 360°



chrome



stainless steel

Quooker augmented reality app

The Quooker augmented reality app allows you to virtually place the tap of your choice in your own kitchen in a fun and easy way. This way you can instantly visualize how any Quooker tap will look and fit in your kitchen! It's easy, simply download the AR app by scanning the QR code below or search for it on the App Store or Google Play. Open the app and choose the tap you wish to see from the menu. Point your camera at the marker below and the tap will appear.



Scan to download
the app.



Or find online.



Open the app
and scan the marker.

